

Nosso produtos são garantidos por 90 dias contra defeitos de fabricação. Ao constatar um problema coberto pela garantia, entre em contato com a loja onde o produto foi comprado. Ela estará capacitada para atendê-lo da melhor forma diante de cada caso. Reclamações de garantia somente poderão ser atendidas se o termo de garantia for apresentado no ato de reivindicação, acompanhado de sua nota fiscal de compra.

Nuestros productos están garantidos contra defectos de fabricación por 90 días, a partir de la compra. Ao constatar un problema protegido por la garantía, póngase en contacto con la tienda donde se adquirió el producto. Ella estará capacitada para atenderlo de la mejor manera de acuerdo con cada caso.

Our products are guaranteed against manufacturing defects for 90 days from the date of purchase. When you find a problem covered by the warranty, please contact the store where the product was purchased. The store is able to serve you in the best way in each case.

Exclusões:

Desgaste natural ou danos causados por água, maresia, ferrugem, incêndio, calor, cupins e pragas em geral. Montagem, manutenção e uso inadequado. Não cumprimento das recomendações técnicas do esquema. Montagens e desmontagens após a primeira instalação. Instalações elétricas e outras afins.

Importante

A Linea Brasil não autoriza nenhuma pessoa, loja ou entidade assumir em seu nome qualquer outra garantia que não conste no certificado. A fabricante reserva-se no direito de efetuar nos produtos eventuais modificações que considerar necessárias, sem prejudicar as características essenciais. Os produtos terão peças de assistência para reposição no período de 1 ano a contar de sua retirada do mercado, desde que haja matéria-prima equivalente, observando o dispositivo no Art.32 da Lei 8.078/90 (Cód. Defesa do Consumidor). O atendimento para produtos fora de linha é feito por programação especial, através da loja revendedora sob aprovação de consulta prévia ao fabricante.

Exclusões:

Desgaste natural o daños causados por agua, niebla salina, óxido, fuego, calor, termitas y plagas en general. Mantenimiento y uso inadecuado. Incumplimiento de las recomendaciones técnicas del esquema. Montaje y desmontaje tras la primera instalación. Instalaciones eléctricas y otras similares.

Importante

Linea Brasil no autoriza a ninguna persona, tienda o entidad a asumir en su nombre cualquier otra garantía que no figure en el certificado. El fabricante se reserva el derecho de efectuar en los productos eventuales modificaciones que considere necesarias, sin perjudicar las características esenciales. Los productos tendrán piezas de asistencia para reposición en el período de 1 año a partir de su retirada del mercado. La atención para productos fuera de línea es hecha por programación especial, a través de la tienda revendedora bajo aprobación de consulta previa al fabricante.

Exclusões:

Natural wear and tear or damage caused by water, sea spray, rust, fire, heat, termites and pests in general. Improper assembly, maintenance and use. Failure to comply with the technical recommendations of the scheme. Assembly and disassembly after the first installation. Electrical and other related installations.

Importante

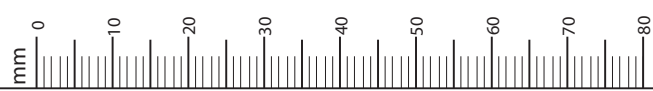
Linea Brasil does not authorize any person, store or entity to assume on its behalf any other warranty that does not appear on the certificate. The manufacturer reserves the right to make in the products any modifications that it considers necessary without prejudice to the essential characteristics. The products will have replacement parts within one year of being withdrawn from the market. The service for off-line products is done by special programming, through the store reseller under prior consultation with the manufacture.

Para retirar o pó, utilize um pano seco, espanador ou aspiradora. Se necessário, para uma limpeza mais efetiva, utilize um pano levemente umedecido com água. Finalize com uma flanela limpa e seca. Evite materiais abrasivos, umidade e calor.

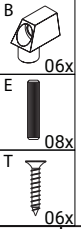
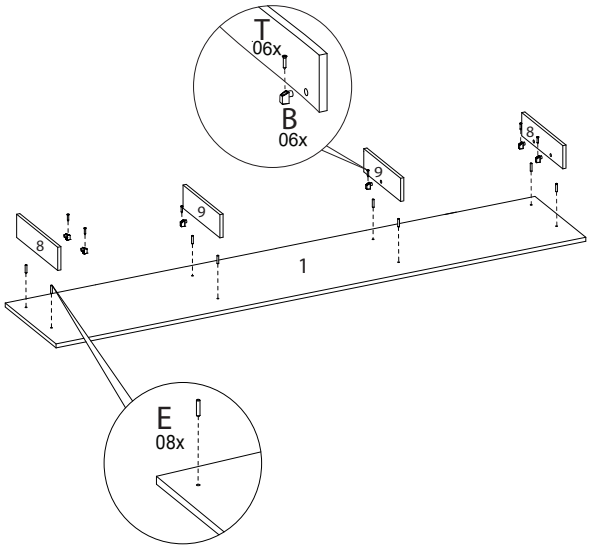
Para quitar el polvo, utilice un paño seco, un plumero o una aspiradora. Si es necesario, para una limpieza más eficaz, utilice un paño ligeramente humedecido con agua. Termine con una flanela limpia y seca. Evite materiales abrasivos, humedad y calor.

To remove dust, use a dry cloth, duster or vacuum cleaner. If necessary, for more effective cleaning, use a cloth slightly dampened with water. Finish with a clean, dry flannel. Avoid abrasive materials, humidity and heat.

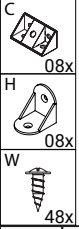
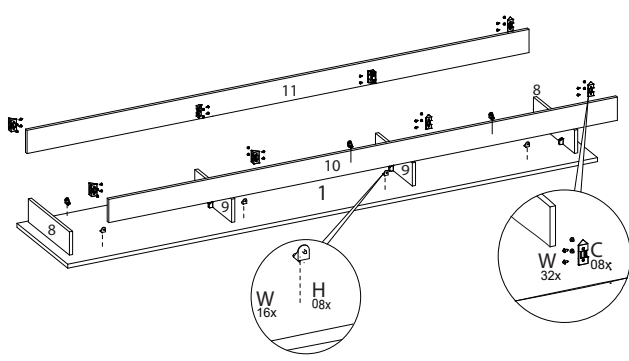
VOLUME	ITEM	PEÇA	DESCRIÇÃO	DIMENSÕES (mm)	QUANTIDADE	MATERIAL	TABELA DE ACESSÓRIOS TABLA DE ACCESORIOS ACCESSORIES TABLE				
Caja	Artículo	Pieza	Descripción	Dimensión	Cantidad	Material	Código Code	Descrição Description Description	Quantidade Amount		
BOX	Item	Part	Description	Dimension	Amount		A	160001002	PRENDEDOR DE FUNDOS ABRAZADERA INFERIOR BACKGROUND CLAMP	8	
1	1	510379001	BASE BASE BASE	2000 384 15	1	MDP	B	160001012	DISPOSITIVO TRAPEZOIDAL DISPOSITIVO DE TRAPEZOIDO TRAPEZOIDUS DEVICE	6	
1	2	510379002	LATERAL INFERIOR LADO INFERIOR LOWER SIDE	383 382 15	2	MDP	C	160001018	CANTONEIRA PLASTICA 4 FURDS CUENCO ESQUINERO PLÁSTICO 4 AGUJEROS PLASTIC CORNER 4 HOLES	27	
1	3	510379003	DIVISAO INFERIOR DIVISION INFERIOR LOWER DIVISION	383 335 12	2	MDP	D	160001022	PORCA CILINDRICA TUERCA CILINDRICA CYLINDRICAL NUT	8	
2	4	510379004	PRATELEIRA MOVEL ESTANTE MÓVIL MOBILE SHELF	670 314 15	1	MDP	E	160001023	CAVILHA 6X30 CLAVIJA 6X30 6X30 DOWEL	50	
1	5	510379005	TAMPO INFERIOR SUPERIOR INFERIOR LOWER TOP	2000 384 15	1	MDP	F	160001024	PINO GIROFIX PIN GIROFIX GIROFIX PIN	51	
2	6	510379006	FUNDO LATERAL LATERAL FONDO SIDE BOTTOM	653 408 2,8	2	MDF	G	160001025	CASTANHA DO MINI-GIROFIX TUERCA MINI-GIROFIX MINI-GIROFIX BUTTON	51	
2	7	510379007	FUNDO CENTRAL FONDO CENTRAL CENTRAL BOTTOM	682 408 2,8	1	MDF	H	160001032	CANTONEIRA PLASTICA ESQUINA DE PLÁSTICO PLASTIC CORNER	8	
2	8	510379008	RODAPE LATERAL PIE LATERAL SIDE SKIRTING BOARD	311 87 12	2	MDP	I	160001034	CHAPA JUNCAO PLACA DE JUNTA JOINT PLATE	12	
2	9	510379009	RODAPE CENTRAL PIE CENTRAL CENTRAL SKIRTING BOARD	278 87 12	1	MDP	J	160001050	FITA DUPLA FACE CINTA DE DOBLE CARA DOUBLE SIDED TAPE	8	
1	10	510379010	RODAPE FRONTAL PIE DELANTERA FRONT SKIRTING BOARD	1920 87 12	1	MDP	K	160002002	TAMPA ADESIVA CUBIERTA ADHESIVA ADHESIVE COVER	28	
1	11	510379011	RODAPE TRASEIRO PIE TRASERO REAR SKIRTING BOARD	1894 87 12	1	MDP	L	160002003	SUPORTE PRATELEIRA NYLON SOPORTE PARA ESTANTES DE NYLON NYLON SHELF SUPPORT	4	
1	12	510379012	DIVISAO DIREITA DIVISION DERECHA RIGHT DIVISION	218 135 15	1	MDP	M	160002004	SAPATA OVAL ZAPATO OVALADO OVAL SHOE	8	
1	13	510379013	DIVISAO CENTRAL / ESQUERDA DIVISION CENTRO / IZQUIERDA CENTRAL / LEFT DIVISION	218 135 15	2	MDP	N	160002005	GUIA CABO GUÍA DE CABLES CABLE GUIDE	3	
2	14	510379014	TAMPO TV TV ARRIBA TV TOP	1358 277 37	1	MDP	O	160002012	GIZ DE CORRECAO TIZA DE CORRECCION CORRECTION CHALK	2	
1	15	510379015	TRAVESSA LATERAL DIREITA RECORRIDO DEL LADO DERECHO RIGHT SIDE CROSSBOARD	1306 90 12	1	MDP	P	160002015	BATENTE SILICONE TOPE DE SILICONA SILICONE STOPPER	8	
1	16	510379016	TRAVESSA LATERAL ESQUERDA VIAJE DEL LADO IZQUIERDO LEFT SIDE CROSSBOARD	1306 90 12	1	MDP	Q	160003004	KIT PORTA DE CORRER INTERNO KIT PUERTA CORREDERA INTERIOR INTERNAL SLIDING DOOR KIT	2	
1	17	510379017	TRAVESSA CENTRAL BANDEJA CENTRAL CENTRAL CROSSBOARD	1290 90 12	2	MDP	R	160006050	PARAFUSO 3,5X20 CABECA FLANGEADA TORNILLO 3,5X20 CABEZA BRIDA 3,5X20 FLANGED HEAD SCREW	24	
1	18	510379018	TRAVESSA SUPERIOR BANDEJA SUPERIOR UPPER CROSSBOARD	1968 90 12	1	MDP	S	160006006	PARAFUSO 3,5X40 CABECA CHATA TORNILLO 3,5X40 CABEZA PLANA 3,5X40 FLAT HEAD SCREW	11	
1	19	510379019	PAINEL INFERIOR PANEL INFERIOR LOWER PANEL	2000 240 12	1	MDP	T	160006008	PARAFUSO 4,5X25 CABECA CHATA TORNILLO 4,5X25 CABEZA PLANA 4,5X25 FLAT HEAD SCREW	6	
1	20	510379020	PAINEL SUPERIOR PANEL SUPERIOR UPPER PANEL	2000 305 12	1	MDP	U	160006010	PARAFUSO 4,5X50 CABECA CHATA TORNILLO 4,5X50 CABEZA PLANA 4,5X50 FLAT HEAD SCREW	8	
1	21	510379021	TRAVESSA APOIO LATERAL BANDEJA DE SOPORTE LATERAL SIDE SUPPORT CROSSBOARD	761 56 12	2	MDP	V	160006011	PRESO 8X8 CLAVO 8X8 8X8 NAIL	88	
1	22	510379022	VISTA FRONTAL VISTA FRONTAL FRONT VIEW	2000 91 12	2	MDP	W	160006016	PARAFUSO 3,5X12 CABECA FLANGEADA TORNILLO 3,5X12 CABEZA BRIDA 3,5X12 FLAT HEAD SCREW FLANGED	172	
2	23	510379023	PAINEL INFERIOR TV PANEL INFERIOR DEL TELEVISOR TV LOWER PANEL	1465 356 12	1	MDP	X	160006018	PARAFUSO 4,5X22 CABECA CHATA TORNILLO 4,5X22 CABEZA PLANA 4,5X22 FLAT HEAD SCREW	36	
2	24	510379024	PAINEL SUPERIOR TV PANEL SUPERIOR DEL TELEVISOR TV UPPER PANEL	1465 356 12	1	MDP	Y	160006018	PARAFUSO 4,5X22 CABECA CHATA TORNILLO 4,5X22 CABEZA PLANA 4,5X22 FLAT HEAD SCREW	36	
2	25	510379025	BASE NICHU BASE DE NICHU NICHE BASE	385 113 12	1	MDP	Z	160010028	KIT LUMINARIA QUADRADA KIT DE LUZ CUADRADO SQUARE LIGHTING KIT	1	
2	26	510379026	LATERAL DIREITO NICHU NICHU LADO DERECHO RIGHT SIDE NICHE	712 114 12	1	MDP	AA	160012025	TRILHO PVC RIEL DE PVC PVC TRACK	2	
2	27	510379027	LATERAL ESQUERDA NICHU NICHU LADO IZQUIERDO LEFT SIDE NICHE	712 114 12	1	MDP	AB	180001030	ESPELHO ESPEJO MIRROR	2	
1	28	510379028	DIVISAO NICHU DIVISION DE NICHU NICHE DIVISION	685 112 15	1	MDP					
1	29	510379029	PRATELEIRA DIREITA NICHU NICHU ESTANTE DERECHO RIGHT SHELF NICHE	185 111 15	1	MDP					
1	30	510379030	PRATELEIRA ESQUERDA NICHU NICHU ESTANTE IZQUIERDO LEFT SHELF NICHE	185 111 15	1	MDP					
2	31	510379031	TAMPO NICHU NICHU SUPERIOR NICHE TOP	385 113 15	1	MDP					
2	32	510379032	FUNDO NICHU FONDO DE NICHU NICHE BOTTOM	708 405 2,8	1	MDF					
2	33	510379033	APOIO NICHU SOPORTE DE NICHU NICHE SUPPORT	263 90 12	1	MDP					
2	34	510379034	PAINEL ESQUERDO PANEL IZQUIERDO LEFT PANEL	712 125 12	1	MDP					
2	35	510379035	PRATELEIRA SUPERIOR ESTANTE SUPERIOR UPPER SHELF	1080 147 25	1	MDP					
1	36	510379036	TRAVESSA APOIO CENTRAL PLACA DE SOPORTE CENTRAL CENTRAL SUPPORT CROSSBOARD	712 60 12	2	MDP					
1	37	510379037	QUADRO ENCABEÇAMENTO NICHU MARCO DE CABEZAL DE NICHU NICHE HEADING FRAME	745 446 15	1	MDF					
1/2	38	510379038	MOLDURA SUPERIOR PORTA MARCO SUPERIOR DE LA PUERTA UPPER DOOR FRAME	663 147 15	2	MDF					
2	39	510379039	MOLDURA CENTRAL PORTA MARCO DE PUERTA CENTRAL CENTRAL DOOR FRAME	663 126 15	2	MDF					
2	40	510379040	MOLDURA INFERIOR PORTA MARCO DE LA PUERTA INFERIOR LOWER DOOR FRAME	663 111 15	2	MDF					
1	41	510379041	APOIO PORTA SOPORTE DE PUERTA DOOR SUPPORT	254 70 9	4	MDF					



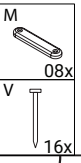
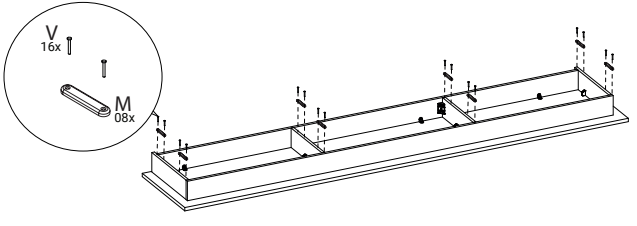
01



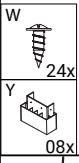
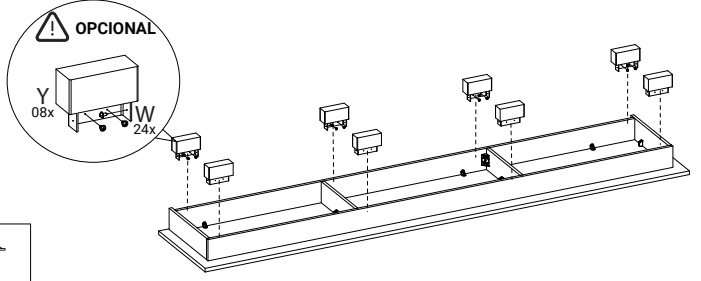
02



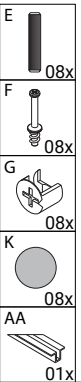
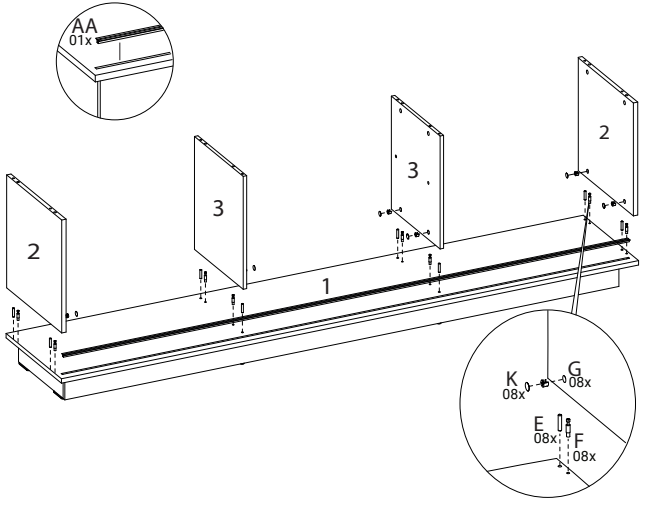
03 A



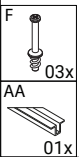
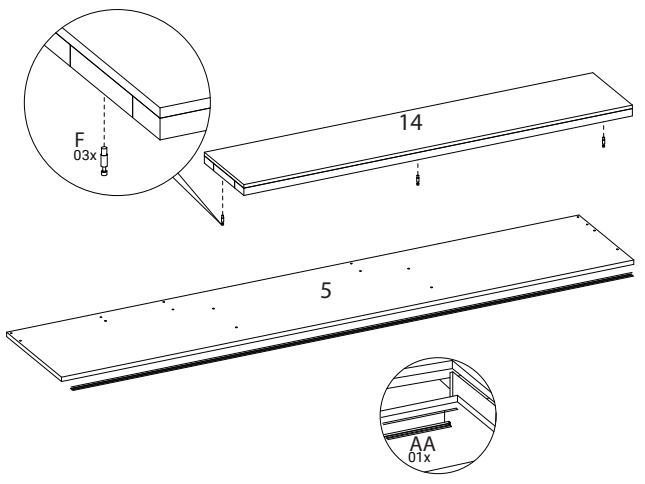
03 B



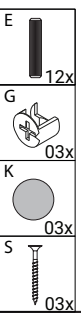
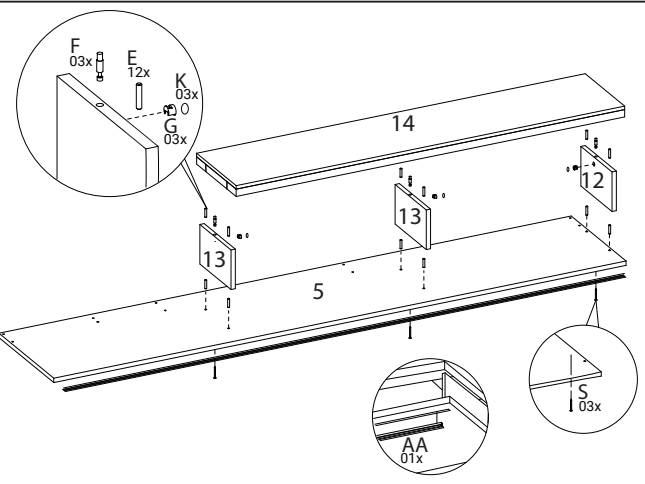
04



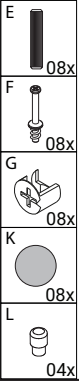
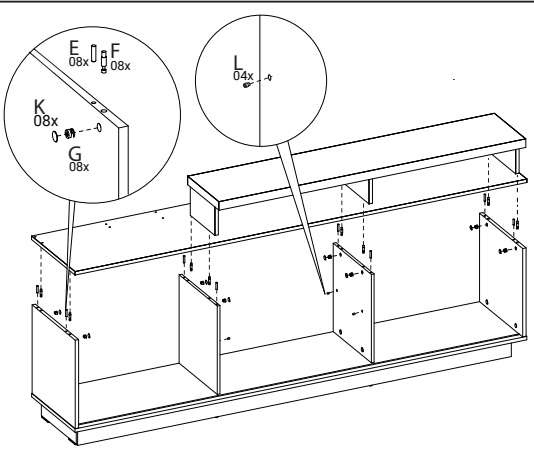
05



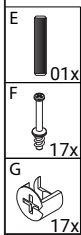
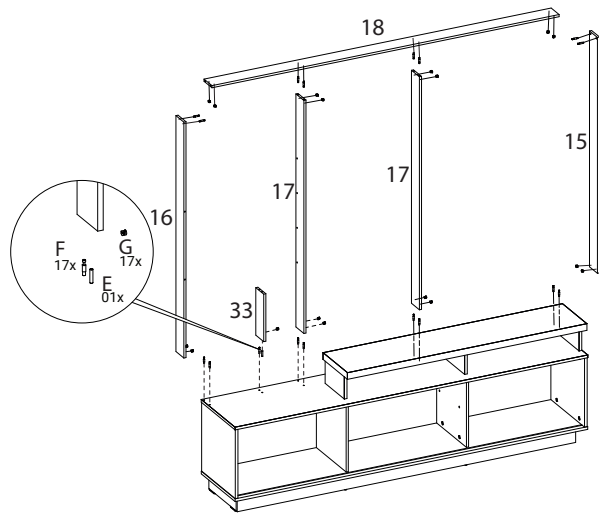
06



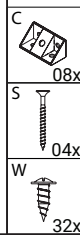
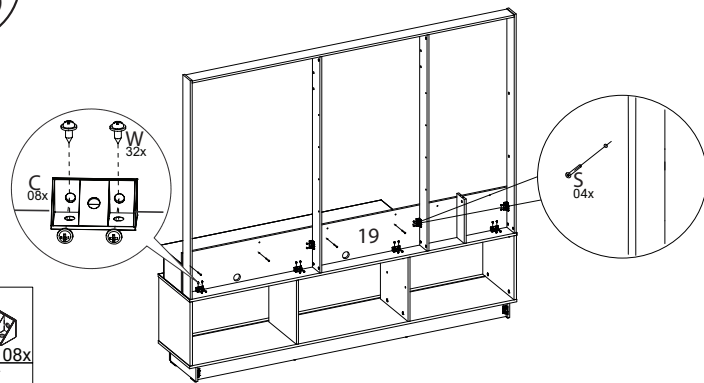
07



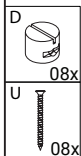
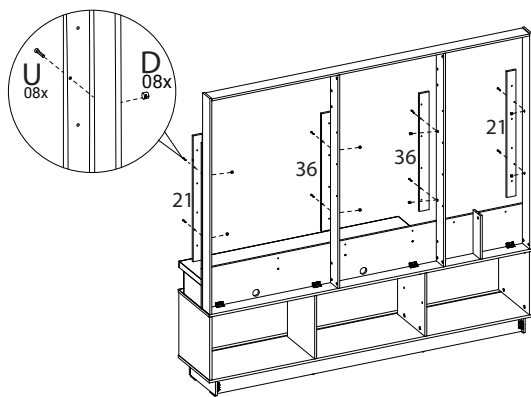
08



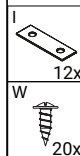
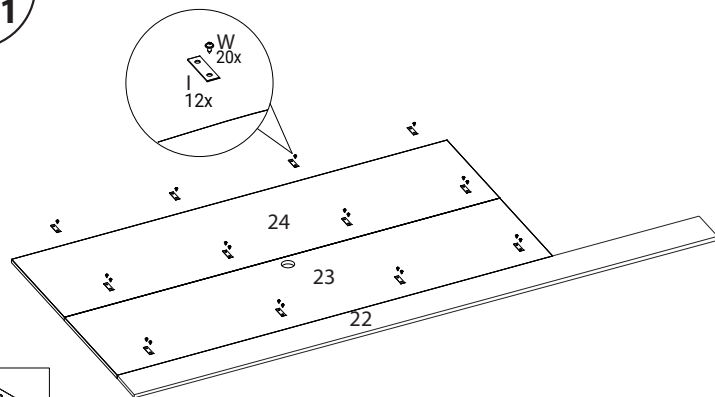
09



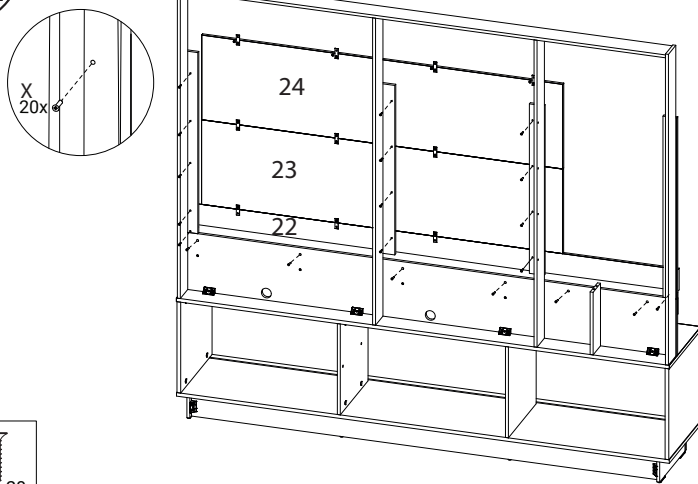
10



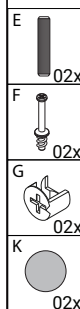
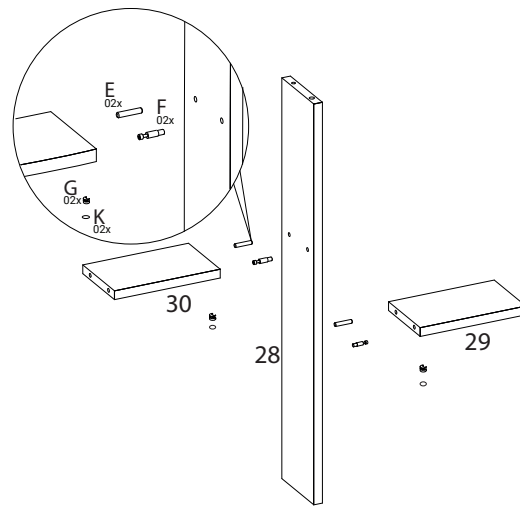
11



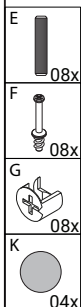
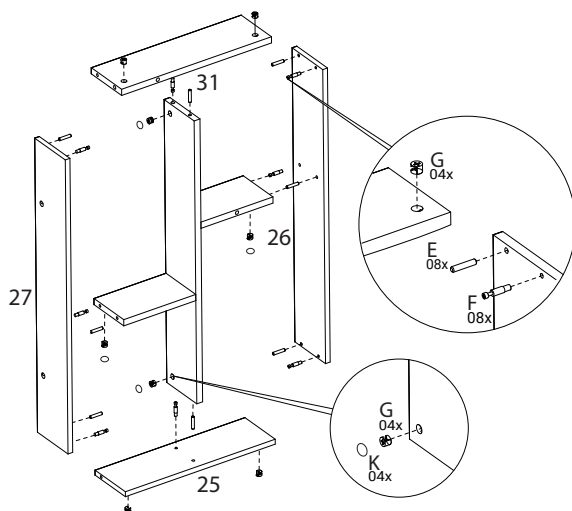
12



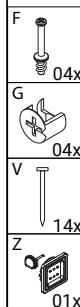
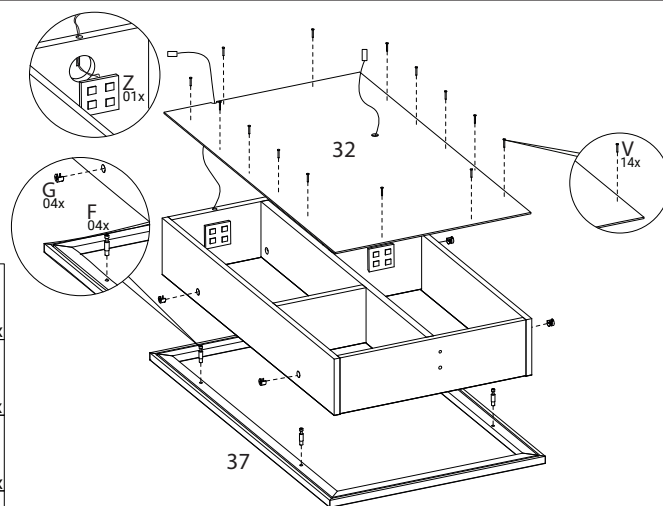
13



14

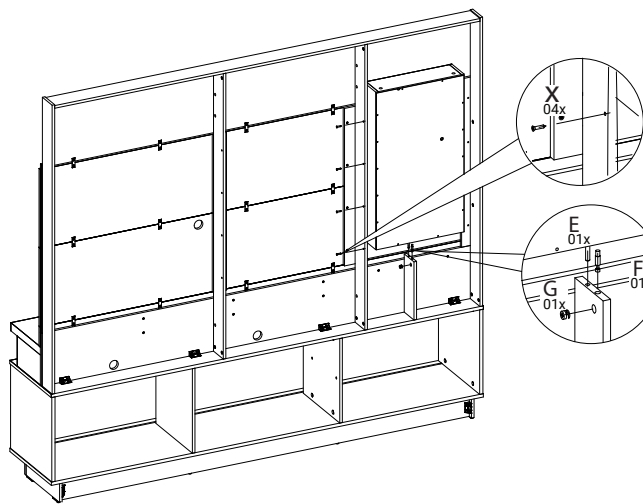


15



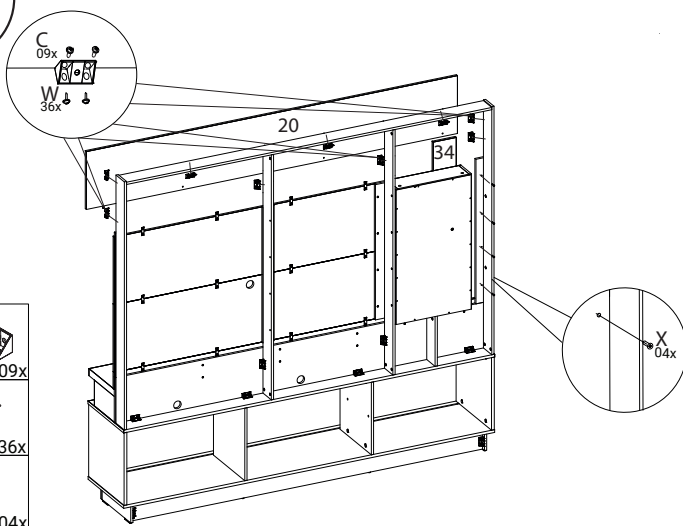
16

- E 01x
- F 01x
- G 01x
- X 04x



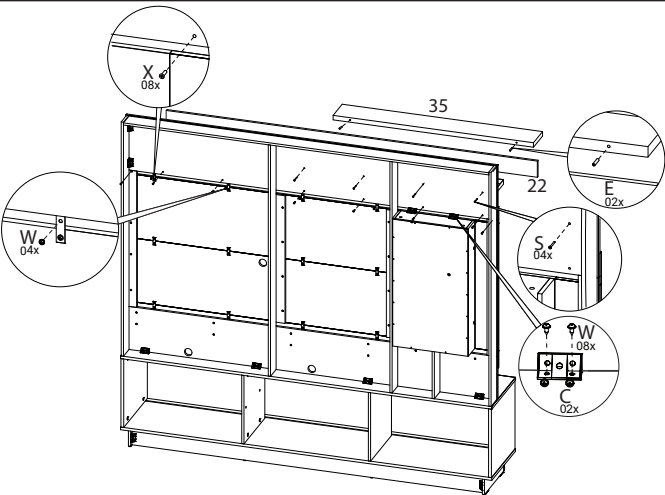
17

- C 09x
- W 36x
- X 04x



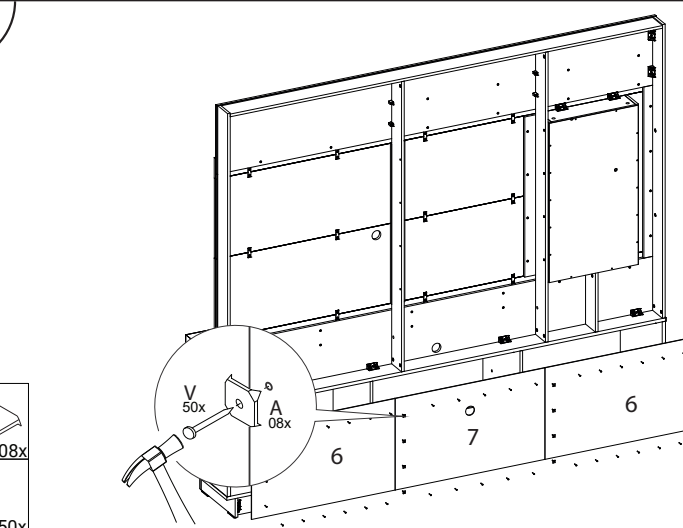
18

- C 02x
- E 02x
- S 04x
- W 12x
- X 08x



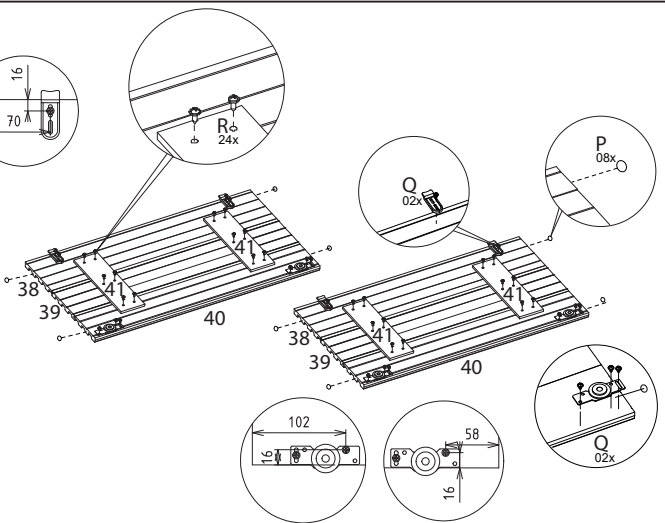
19

- A 08x
- V 50x



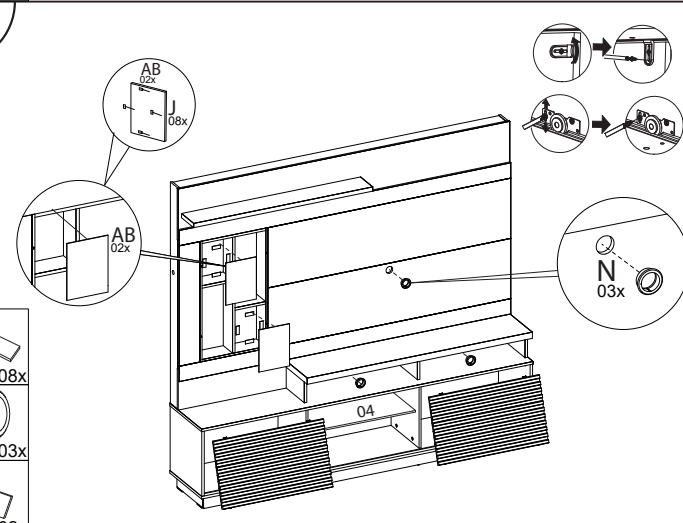
20

- P 08x
- Q 02x
- R 24x



21

- J 08x
- N 03x
- AB 02x



22

- Z 01x

